

Recessed downlight - Highly specular mirror reflector - direct wide distribution - IP 54

Housing made of sheet steel with cover ring made of diecast aluminium painted similar to RAL 7032 grit grey, with translucent diffuser made of safety glass, with driver wired ready for operation, aluminium heat sink for effective passive cooling. With mounting springs for installation without tools, suitable for ceiling thickness of 10mm-25mm. Housing colour pebble grey metallic; Direct wide-beam light distribution by means of high-gloss, unit-anodised reflector made of ultra-pure aluminium, with translucent cover made of safety glass. External driver with luminaire wired ready for operation. Electrical connection via 3-pole connection terminal with plug-in contacts.. With the Changy-SR VW accessory refurbishment ring, a ceiling cut-out of 230-300mm is possible.

CHARACTERISTICS

Order number	36941354125
EAN number	4020863354283
Commodity code	94051190
Certification mark	IP 54, Protection class II, F, Indoor, CE
Impact resistance (IK rating)	IK02
Ambient temperatur	ta 25°C
Warranty period	5 years

ELECTRICAL ENGINEERING

Controller	Electronic driver (1 pcs.)
System output	23W
Mains voltage	230V/50Hz
Circuit breakers (inrush current)	14 pieces/B10, 24 pieces/B16, 24 pieces/C10, 40 pieces/C16
Energy efficiency class/light source	D

LIGHTING TECHNOLOGY

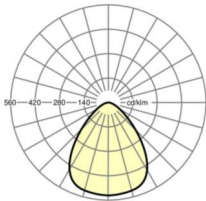
Placement	LED, Colour rendering/Light colour CRI ≥ 80 / 4000K
Colour tolerance (MacAdam)	3SDCM
Photobiological safety (Luminaire)	RG1
Nominal luminous flux	2513lm
LED service life	50000h L80/B10 (Tq 25°C)
Luminaire luminous efficiency	109lm/W
Beam angle	85°
UGR lat./long.	23.3 / 23.3

MECHANICS

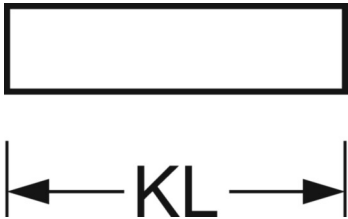
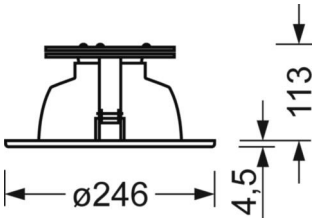
Housing colour	pebble grey metallic
Dimensions (LxWxH/DxH)	246mm x 117mm
Depth	113mm
Ceiling system	cut-out ceilings [AD], Panel ceiling [PD] (module 100/200)
Ceiling cut-out (LxW/D)	229mm
Installation depth	165mm [AD]
Weight (net)	1.23kg
Type of installation	Ceiling installation individual mounting

DEEP-LINK

<https://www.regiolux.de/en/article/36941354125>



Reference	LED 2500lm 840
ηLB	100 %
Φ ↓/↑	100 % / 0 %
UGR lat./long.	23.3 / 23.3



Dimensions

H	117 mm	Height
D	246 mm	Diameter
T	113 mm	Depth
DA	229 mm	Cutting dimension diameter
DS min	10 mm	Ceiling thickness minimum
DS max	25 mm	Ceiling thickness maximum
Et(AD)	165 mm	Ceiling distance minimum (cut-out ceiling)
KL	157 mm	Length luminaire head or box for ballasts
KB	67 mm	Width luminaire head or box for ballasts
KH	30 mm	Height luminaire head or box for ballasts

